

Subjects	Monday 15 th June	Tuesday 16 th June	Wednesday 17 th June	Thursday 18 th June	Friday 19 th June
Warm up	<p>Click on the link (or copy and paste) below to do a warm up for 10 minutes to wake up the body:</p> <p>GoNoodle: https://app.gonoodle.com/activities/baby-shark?s=category&t=Workout&sid=42</p>	<p>Click on the link (or copy and paste) below to do a warm up for 10 minutes to wake up the body:</p> <p>Joe Wicks: https://www.youtube.com/watch?v=9uw9ug_ggM&list=PLyCLOpd4VxBvPHOpzoEK5onAEbq4Og2-k&index=16</p>	<p>Click on the link (or copy and paste) below to do a warm up for 10 minutes to wake up the body:</p> <p>Just Dance: https://www.youtube.com/watch?v=eughyYPoExk</p>	<p>Click on the link (or copy and paste) below to do a warm up for 10 minutes to wake up the body:</p> <p>10@10: https://rtejr.rte.ie/content/blogs.dir/22/files/2018/01/10at10-episode-14-English.mp4</p>	<p>Tune in for an update on your school tour!!!!</p>
Maths	<p>Title, Date, Page Number! Table Toppers - Revision of <u>multiplication</u> tables (x8, 3, 6, 9)</p>	<p>Title, Date, Page Number! Table Toppers - Revision of <u>multiplication</u> tables (x8, 3, 6, 9)</p>	<p>Title, Date, Page Number! Table Toppers - Revision of <u>multiplication</u> tables (x8, 3, 6, 9)</p>	<p>Title, Date, Page Number! Table Toppers - Revision of <u>multiplication</u> tables (x8, 3, 6, 9)</p>	

- X8. Count out in 8s aloud clapping your hands, stamping your feet, clicking fingers, clapping over your head and jumping up and down.
- Listen to the x8 table's song to help you. We used these in school to help us get the pattern in our heads.
<https://www.youtube.com/watch?v=3SwaOvWD-PY>
- Pg.60 - test 1

- X3 and x2. Count out in 3s aloud clapping your hands, stamping your feet, clicking fingers, clapping over your head and jumping up and down.
- Listen to the x3 table's song to help you. We used these in school to help us get the pattern in our heads.
- X3 - <https://www.youtube.com/watch?v=MWxPKnLtnus>
- Pg.60 - test 2

- X6. Count out in 6s aloud clapping your hands, stamping your feet, clicking fingers, clapping over your head and jumping up and down.
 - Listen to the x6 table's song to help you. We used these in school to help us get the pattern in our heads.
- X6 - <https://www.youtube.com/watch?v=xpbc-1a7IMo>
- Pg.61 - test 3

- X9. Count out in 9s aloud clapping your hands, stamping your feet, clicking fingers, clapping over your head and jumping up and down.
- Listen to the x9 table's song to help you. We used these in school to help us get the pattern in our heads.
<https://www.youtube.com/watch?v=hOpl1FwPlhO>
- Pg.61 - test 5

Planet maths - Capacity

Planet maths - Capacity

**** Remember -**

Capacity is all about the amount of liquid a container can hold (ml and l).

**** Remember -**

1 litre = 1000ml

$\frac{1}{2}$ litre = 500ml

$\frac{1}{4}$ litre = 250ml

**** Remember -** we use

litres (l), to measure things that have a large capacity and we use millilitres (ml) to measure those things that have a small capacity.

➤ Pg. 157 -

Capacity.

➤ Read the blue

Planet maths - Capacity

**** Remember -**

Capacity is all about the amount of liquid a container can hold (ml and l).

**** Remember -**

1 litre = 1000ml

$\frac{1}{2}$ litre = 500ml

$\frac{1}{4}$ litre = 250ml

➤ Pg. 158 - B (Q1-Q7) - **Look at the pictures of each container in the book to see how much each container can hold. This will help you answer the**

Planet maths - Capacity


➤ Pg. 159 - (A) Q1 - Q6 **Look at the picture in the book to help you to answer the questions.**




Planet maths - Capacity

****Remember -** When adding or subtracting litres or millilitres **always** start with the millilitres!

➤ Pg. 159 - B (Q1 - Q9)

Remember to show your workings! Write the sum and the answer.

	<p>box at the top of pg.157 about 'Capacity'.</p> <p>➤ Pg. 157 - B and D</p>	<p>questions!!</p> <p>Remember to show your workings! Write the sum and the answer.</p>			
English	<p>Congratulations girls, you have completed all of your English books, Starlight and Spell Well. You have worked super super hard with these!!</p> 	<p>Handwriting</p> <p>➤ Complete the next page you are on in your handwriting book</p>			
Gaeilge	<p>Title, Date, Page Number!</p> <p>Bua na cainte: An Siopadóireacht (Shopping)</p> <p>➤ Listen to the</p>	<p>Title, Date, Page Number!</p> <p>Bua na cainte: An Siopadóireacht (Shopping)</p> <p>➤ Listen to the</p>	<p>Bua na cainte: An Siopadóireacht (Shopping)</p> <p>➤ Listen to the video</p>	<p>Title, Date, Page Number!</p> <p>Bua na cainte: An Siopadóireacht (Shopping)</p> <p>➤ At the bottom of</p>	

	<p>video on SeeSaw about money (airgead).</p> <ul style="list-style-type: none"> ➤ Freagair na Ceisteanna 'Cé mhéad airgid atá agat?' - How much money do you have? ➤ Pg.136 - Freagair na Ceisteanna 'Cé mhéad airgid atá agat?'. Scríobh an focail ceart ar an líne. 	<p>amhrán (song) 'Beidh Aonach Amárach' (there is a fair tomorrow) on SeeSaw.</p> <ul style="list-style-type: none"> ➤ Read the song yourself on pg. 137 of your book. Use the SeeSaw video to help you. ➤ Scríobh an t-amhrán i do chóipleabhar agus tarraing pictiúr - Write the song in your copy and draw a picture. 	<p>on SeeSaw about na treoracha (directions).</p> <ul style="list-style-type: none"> ➤ Pg.138 - Scríobh an focail ceart ar an line (write the correct direction on the line. Use the pictures at the top of the page to help you!) <p>  Díreach ar aghaidh = straight on  Ar chlé = left  Ar dheis = right </p>	<p>Pg. 139 - Líon na Bearnaí. Use the words in the penguin to help you to write the correct word on the line (uaim, uait, uaidh, uaithi).</p> <ul style="list-style-type: none"> ➤ Look at the video on SeeSaw to help you. 	
5ESE	<p>Music</p> <ul style="list-style-type: none"> ➤ Divide your page into two. Title one side 'Happy' 	<p>Take some time out to do something that you enjoy doing.</p>	<p><u>STEM Challenge Card:</u> Today's challenge- Can you BUILD A TOWER AS TALL AS YOURSELF?</p>	<p>Reading Take some time to read a book for 15 minutes.</p>	

and title the other side 'Sad'.

- Listen to the happy song on YouTube
<https://www.youtube.com/watch?v=MOWDb2TBYDg>
- Listen to the sad song on YouTube
<https://www.youtube.com/watch?v=A3qBbLyRixg>
- On your page, draw a picture of what comes to your mind when you are listening to the two songs.

☺☺

Take a picture. I would love to see this!